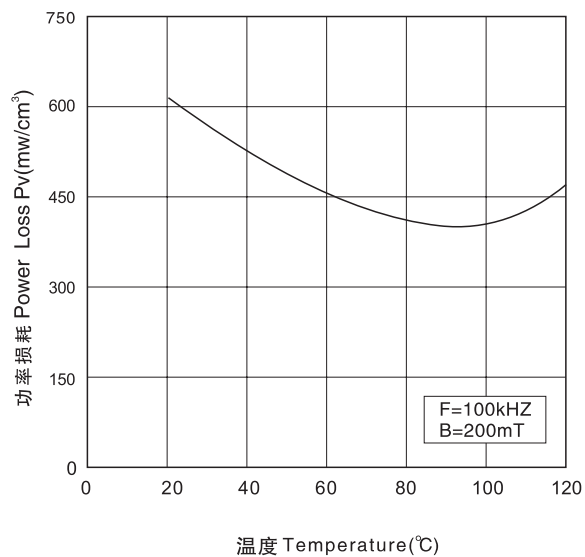
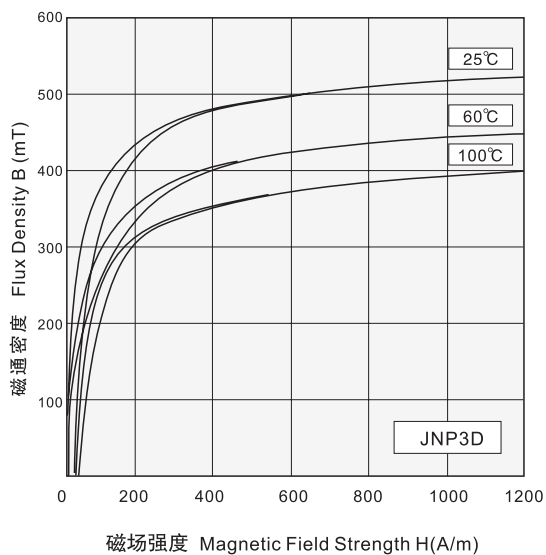
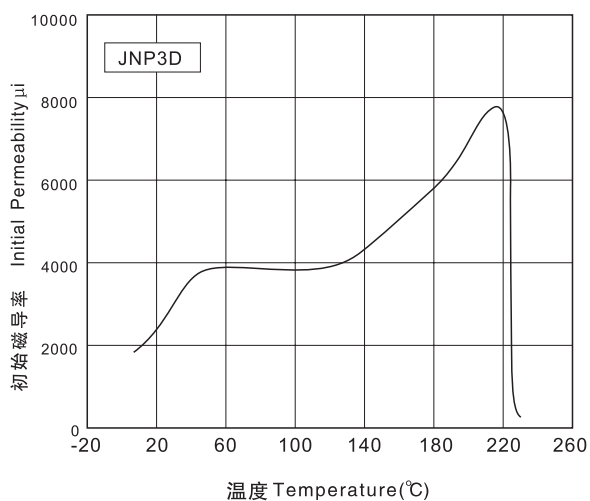
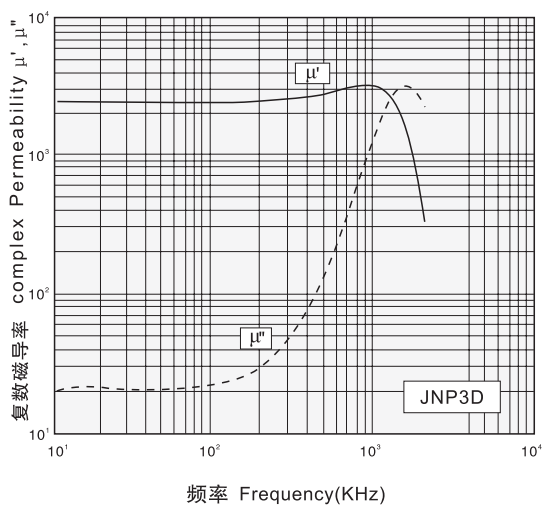


Mn-Zn 功率铁氧体材料特性				
Mn-Zn Power Ferrite Characteristics				
特性 Characteristics	符号 Symbol	单位 Unit	测定条件 Conditions	JNP3D
初始磁导率 Initial Permeability	μ_i	—	25°C	2300±25%
振幅磁导率 Amplitude Permeability	μ_a	—	25°C f=25KHz, B=200mT	>3200
饱和磁感应强度 Saturation Magnetic Flux Density	Bs	mT	25°C H=1194A/m, f=50Hz	510
			100°C H=1194A/m, f=50Hz	420
剩磁 Residual Magnetic Flux Density	Br	mT	25°C	130
			100°C	95
矫顽力 Coercive Force	Hc	A/m	25°C	14
			100°C	8
功率损耗 Power Loss	Pv	mw/cm ³	25°C f=25KHz, B=200mT	130
			100°C f=25KHz, B=200mT	90
居里温度 Curie Temperature	Tc	°C	—	>230
电阻率 Electrical Resistivity	ρ	$\Omega \cdot m$	25°C	6.5
密度 Density	d	g/cm ³	—	4.8

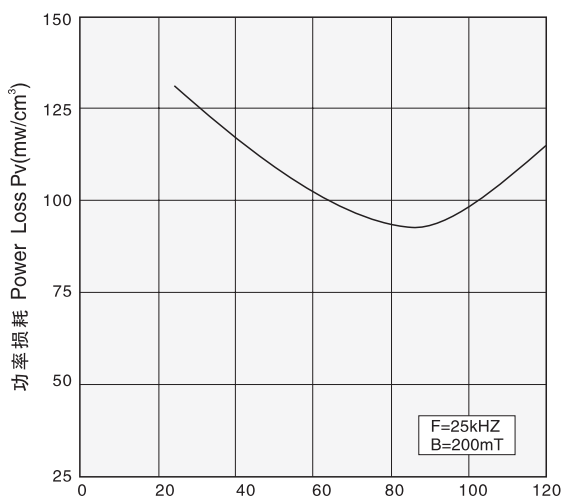
注： 以上数据是根据标准样环T25×15×8获得的典型数据,有关产品的具体性能会在此基础上有所调整。

The above typical data arecalculated from the standard toroid core.The specific property of any parts will be adjusted a little based on these date.

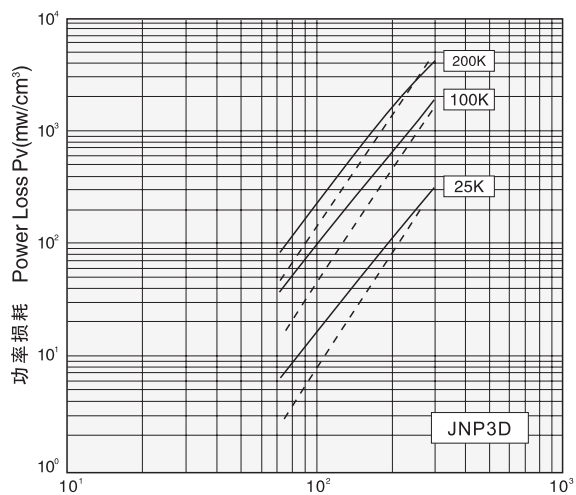
JNP3D 材料特性曲线 JNP3D Material Characteristics Curve



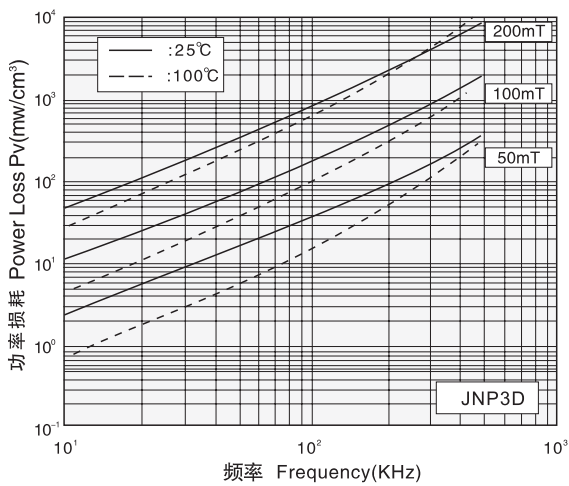
JNP3D 材料特性曲线 JNP3D Material Characteristics Curve



温度 Temperature($^{\circ}\text{C}$)



磁通密度 Flux Density B (mT)



频率 Frequency(KHz)