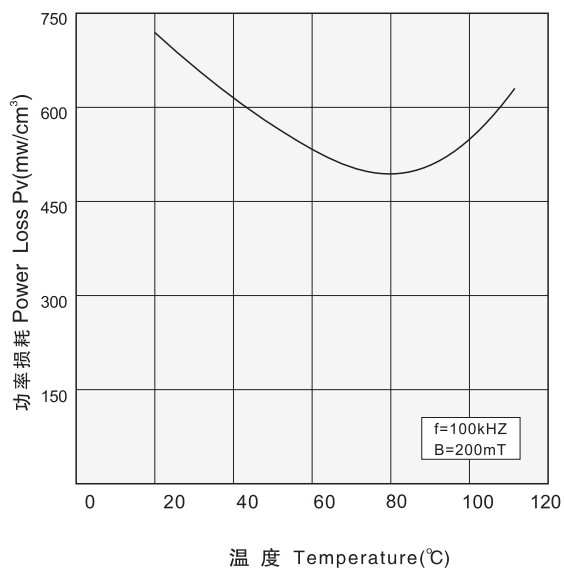
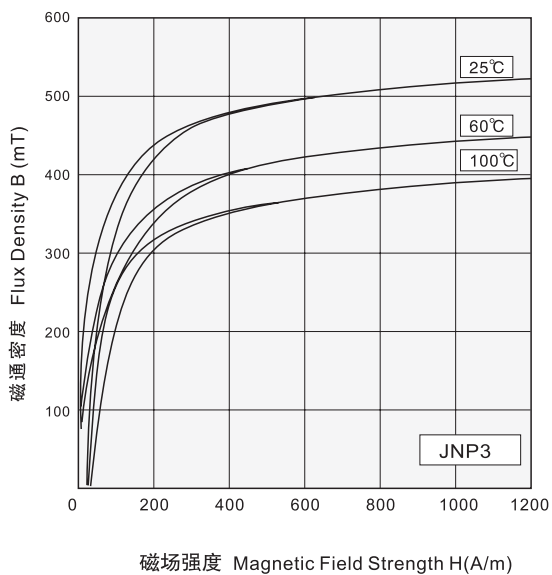
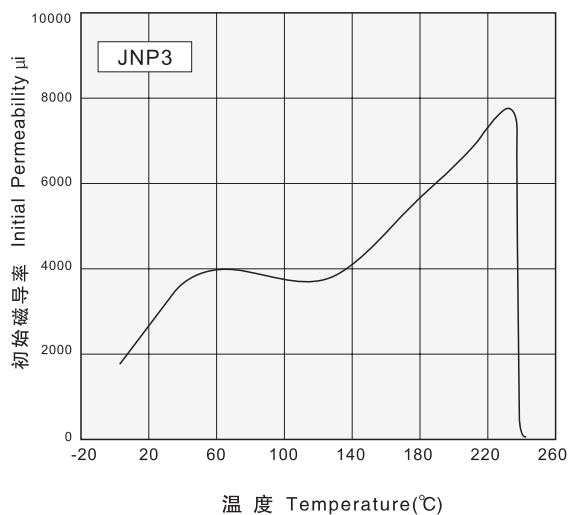
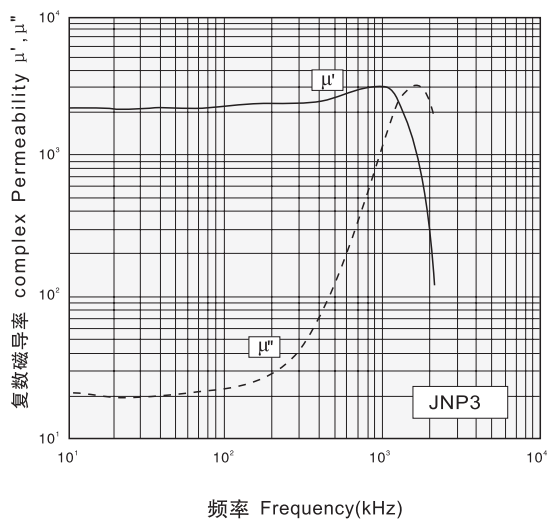


Mn-Zn 功率铁氧体材料特性				
Mn-Zn Power Ferrite Characteristics				
特性 Characteristics	符号 Symbol	单位 Unit	测定条件 Conditions	JNP3
初始磁导率 Initial Permeability	$\mu_i$	—	25°C	2500±25%
振幅磁导率 Amplitude Permeability	$\mu_a$	—	25°C f=25KHz, B=200mT	>3200
饱和磁感应强度 Saturation Magnetic Flux Density	Bs	mT	25°C H=1194A/m, f=50Hz	510
			100°C H=1194A/m, f=50Hz	390
剩磁 Residual Magnetic Flux Density	Br	mT	25°C	127
			100°C	95
矫顽力 Coercive Force	Hc	A/m	25°C	14
			100°C	8
功率损耗 Power Loss	Pv	mw/cm <sup>3</sup>	25°C f=25KHz, B=200mT	130
			100°C f=25KHz, B=200mT	100
居里温度 Curie Temperature	Tc	°C	—	>230
电阻率 Electrical Resistivity	$\rho$	$\Omega \cdot m$	25°C	10
密度 Density	d	g/cm <sup>3</sup>	—	4.8

注： 以上数据是根据标准样环T25×15×8获得的典型数据, 有关产品的具体性能会在此基础上有所调整。

The above typical data arecalculated from the standard toroid core.The specific property of any parts will be adjusted a little based on these date.

## JNP3 材料特性曲线 JNP3 Material Characteristics Curve



## JNP3 材料特性曲线 JNP3 Material Characteristics Curve

